

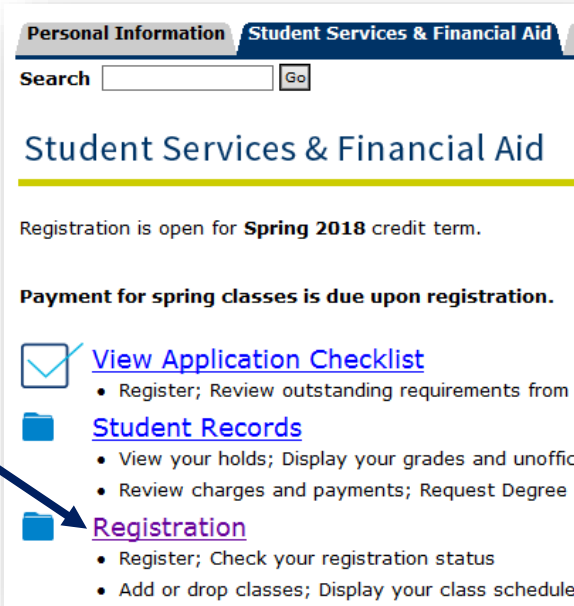
# How to Sign Up for a Waitlist

Login to [Banner Self-Service](#)

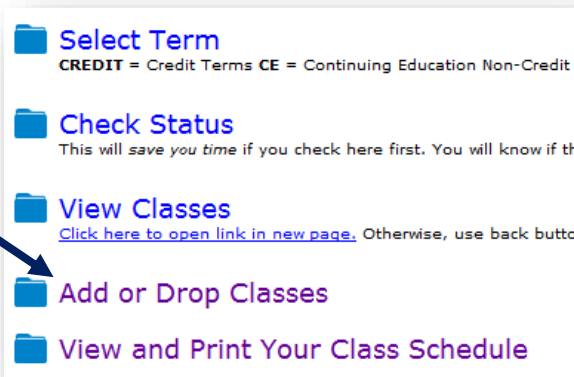
Click **Student Services & Financial Aid**



Click **Registration**



Click **Add or Drop Classes**



Be sure to write down the CRN(s) you would like to waitlist

## Waitlist Wishlist

---

---

---

---

---

---

Select a **Term**; click **Submit**

Personal Information Student Services & Financial Aid

Search  Go

## Registration Term

⚠ Terms with the text **(View only)** after them are either

**WARNING!!!** If you are making a payment, you **MUST** non-payment of fees.

Select a Term:

Submit

Choose **Advanced Search**

Subject: Accounting  
Anthropology  
Art  
Art  
Automotive Technology  
Aviation Technology  
Biology  
Biomedical Engineering Tech  
Business Administration  
Business Law

Course Search Advanced Search

Select the **Subject** and enter **Course Number**. Scroll to bottom, click **Section Search**.

Subject: Information Systems  
Information Technology  
Interdisciplinary Studies  
International Business  
Legal Studies  
Library & Information Studies  
Management  
Marketing  
Mass Communications  
Mathematics

Course Number:

A class has an active waitlist if there are figures listed in the **WL** columns. Please note that MTH 180 (CRN 21050) has a waitlist with a capacity (WL Cap) of 25 and 0 are actively waitlisted (WL Act). This means that the waitlist is open.

**Sections Found**  
**Mathematics**

Select	CRN	Subj	Crse	Sec	Cmp	Cred	Title	Days	Time	Cap	Act	Rem	WL Cap	WL Act	WL Rem
<input type="checkbox"/>	21185	MTH	180	099	5	4.000	Introductory Statistics	MTW	06:00 pm-08:15 pm	24	3	21	0	0	0
<input type="checkbox"/>	21254	MTH	180	301	3	4.000	Introductory Statistics	TR	09:00 am-12:40 pm	25	10	15	0	0	0
<input checked="" type="checkbox"/>	21050	MTH	180	468	4	4.000	Introductory Statistics		12:01 am-12:02 am	25	25	0	25	0	25
<input checked="" type="checkbox"/>	20968	MTH	180	469	4	4.000	Introductory Statistics		12:01 am-12:02 am	25	25	0	25	0	25

Write down the CRN you wish to waitlist. Return to the registration area by clicking **Register**.

Enter the **CRN**; click **Submit Changes**

**Add Classes Worksheet**

**CRNs**

It will display as a Registration Add Error.

**Registration Add Errors**

Status	Action	CRN	Subj	Crse	Sec	Level	Cred	Grade	Mode	Title
Closed - 0 Waitlisted	None	20478	ART	101	450	Credit Student	3.000	Standard	Letter	Art History I

Select **Waitlist** on the Action drop-down menu; click **Submit**

**Registration Add Errors**

Status	Action	CRN	Subj	Crse	Sec	Level	Cred	Grade	Mode	Title
Closed - 0 Waitlisted	Waitlist	20478	ART	101	450	Credit Student	3.000	Standard	Letter	Art History I

The **Waitlisted** course appears:

### Current Schedule

Status	Action	CRN	Subj	Crse	Sec	Level	Cred	Grade	Mode	Title
Waitlist on Feb 09 2018	None <input type="button" value="v"/>	20478	ART	101	450	Credit Student	0.000	Standard	Letter	Art History I

# Keep Checking Your MySTLCC Email

If a slot becomes available, you will be notified via your [MySTLCC email](#). Pay close attention to the registration deadline.

**From:** [do-not-reply@stlcc.edu](mailto:do-not-reply@stlcc.edu)  
**To:** [Stegeman, Melanie](#)  
**Subject:** Waitlist Notification for 20357  
**Date:** Friday, February 09, 2018 4:16:15 PM

---

\*\*\*THIS IS AN AUTOMATED MESSAGE. DO NOT REPLY\*\*\*

Dear Melanie,

A seat has become available for your waitlisted course: ENG 101 301.

You must register before 10-FEB-2018 04:16 PM or your seat will be offered to the next student on the waitlist. Be sure to resolve any registration holds as these will prevent you from registering for the course.

To register, login to Banner Self-Service and change the registration status from Waitlist to Web Registered for CRN: 20357

If you have questions, please contact Enrollment Services at any campus location.

Thank you for choosing STLCC!  
Office of the Registrar

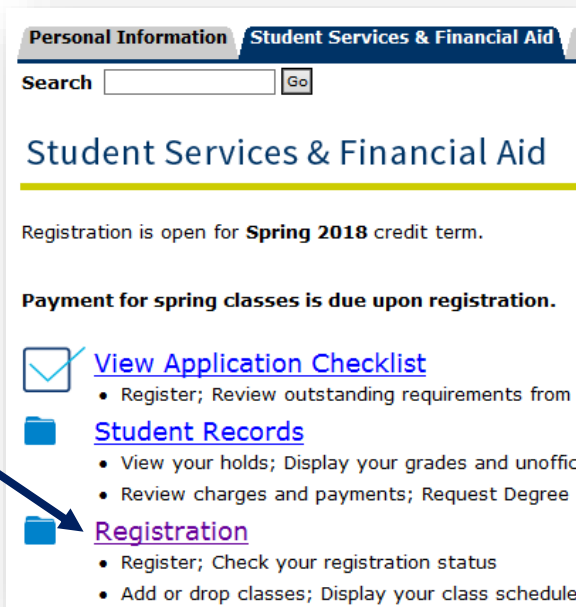
# Register for Your Waitlisted Class

To register for your waitlisted class, login to [Banner Self-Service](#)

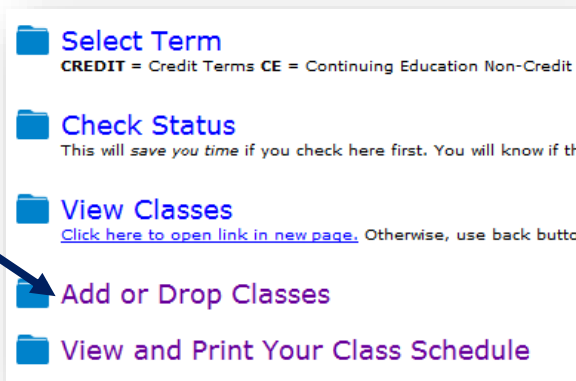
Click **Student Services & Financial Aid**



Click **Registration**



Click **Add or Drop Classes**



Select a **Term**; click **Submit**

Personal Information Student Services & Financial Aid

Search  Go

## Registration Term

⚠ Terms with the text **(View only)** after them are either

**WARNING!!!** If you are making a payment, you **MUST** non-payment of fees.

Select a Term:

Submit

On the Action drop-down menu, choose **\*\*Web Registered\*\*** to register for the class. Then click **Submit Changes**.

### Current Schedule

Status	Action	CRN	Subj	Crs
Waitlisted Web on Feb 03, 2018	<input type="text" value="None"/> None Web Drop <b>**Web Registered**</b>	45186	HST	121

If you change your mind and do not wish to register for the waitlisted course, please remove yourself from the waitlist by selecting **\*\*Web Drop\*\*** from the Action drop-down menu.

### Current Schedule

Status	Action	CRN	Subj	Crse	Sec	Level	Cred	Grade	Mode	Title
Waitlisted on Feb 27 2018	<input type="text" value="None"/> None <b>**Web Drop**</b>	20357	ENG	101	301	Credit Student	0.000	Standard	Letter	College Composition I